

Scaled data based on original data using
LM-79-08 Approved Method: Electrical and Photometric Measurements of Solid-
State Lighting Products

Test Report Prepared for
Cooper Lighting Solutions
(formerly Eaton)

Brand: McGRAW-EDISON

Report Number: P385929

Luminaire Tested: **GWC-SA1C-730-U-T4W**

Issue Date: 3/3/2020

Test Information

Test Method: LM-79-08
Report Number: P385929
TEST IS SCALED FROM IESNA LM-79-08 TEST DATA (G2-1903-205-18)
Test Lab: INNOVATION CENTER
Issue Date: 3/3/2020
Manufacturer: COOPER LIGHTING SOLUTIONS (FORMERLY EATON)
Product Line: MCGRAW-EDISON
Catalog Number: GWC-SA1C-730-U-T4W
Description: GALLEON WALL LUMINAIRE
(1) 70 CRI, 3000K, 1050mA LIGHTSQUARE WITH 16 LEDS AND TYPE IV WIDE OPTICS
Light Source: -
Ballast/Driver: ELECTRONIC DRIVER

Summary

Lumens per Lamp: N/A
Luminaire Lumens: 6831 lumens
Efficiency: N/A
Efficacy: 115.8 lumens/watt
Luminous Opening: Rectangular (W 0.5' x L: 0.5' x H: 0')
IES Classification: Type IV - Short
BUG Rating: B1 - U0 - G2

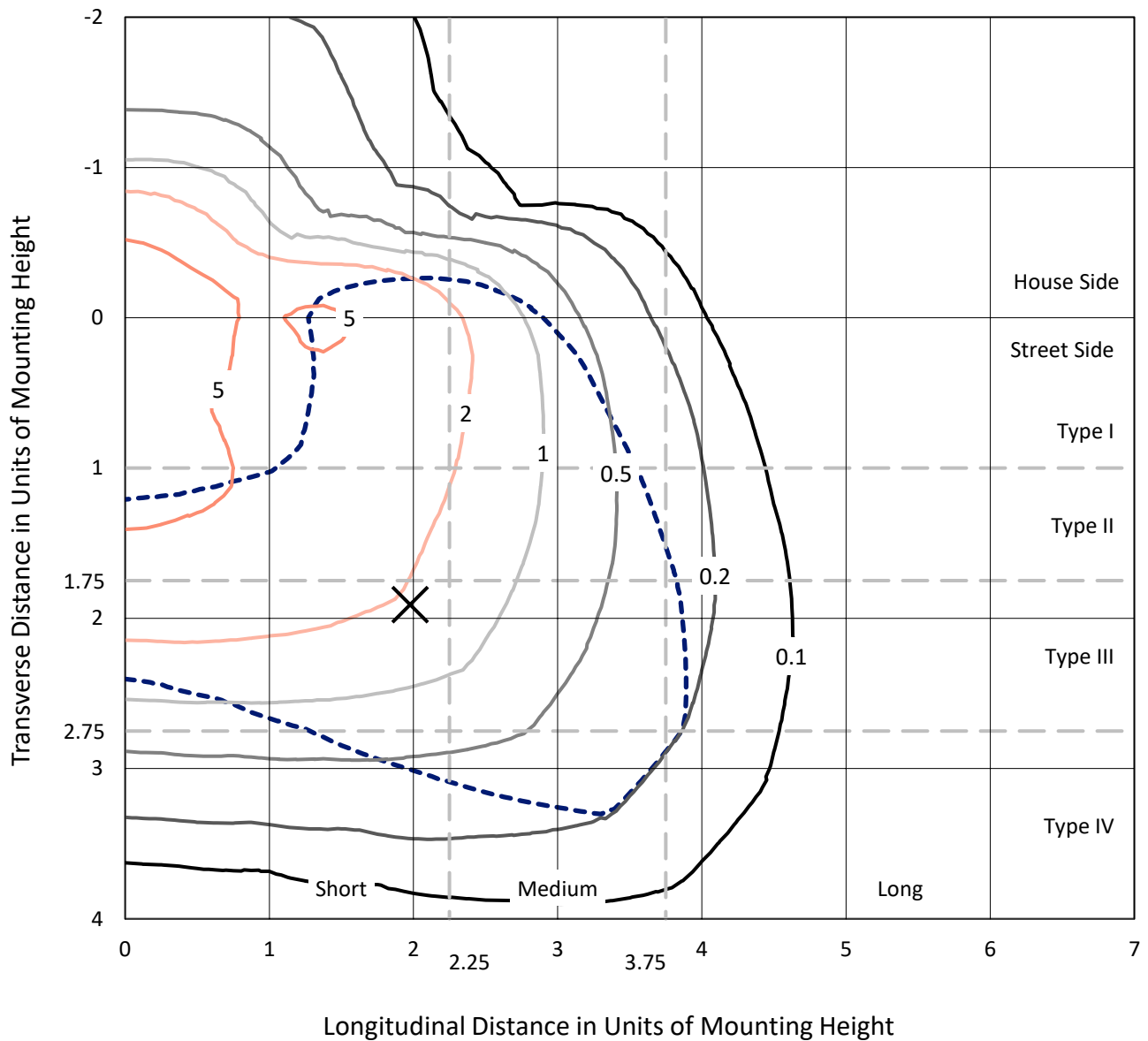
Input Watts (W): 59
Input Voltage (V): NR
Input Current (Ain): NR
Voltage Rise (V): NR
Power Factor: NR
Total Harmonic Distortion (THDi): NR
Frequency (hertz): 60
Stabilization Time: NR
Operation Time: NR
Ambient Temperature (°C): NR
Test Distance: 24 FT



REPORT NUMBER: P385929
 CATALOG NUMBER: GWC-SA1C-730-U-T4W

Iso-Footcandle Lines of Horizontal Illumination

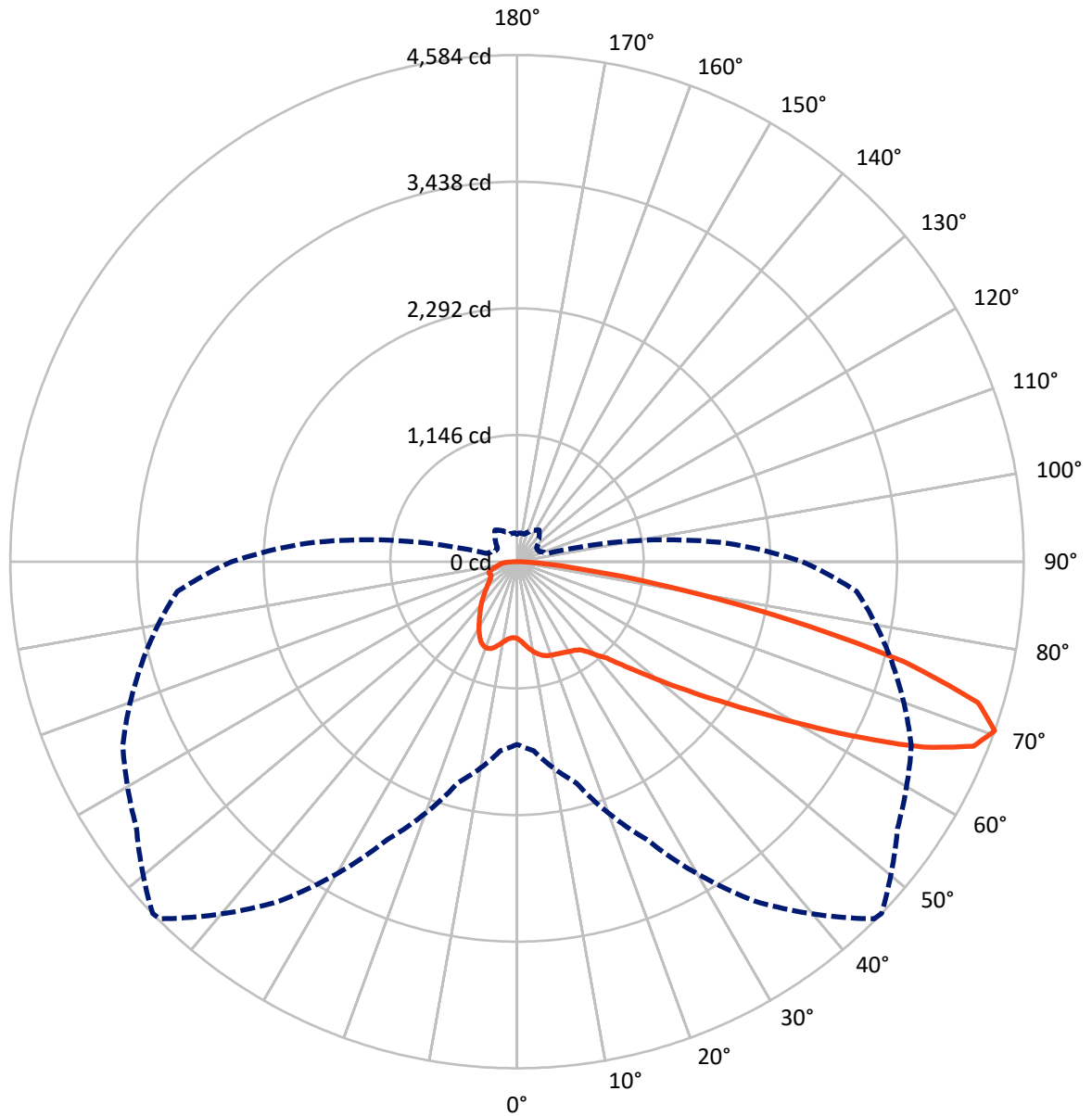
✕ Max cd
 - - - 1/2 Max cd



Based on 10 foot mounting height. Maximum calculated value = 8.7 fc
 Type IV - Short - N/A

REPORT NUMBER: P385929
CATALOG NUMBER: GWC-SA1C-730-U-T4W

Luminous Intensity Polar Plot



— Vertical Plane Through 46-Deg Lateral - - - Horizontal Cone Through 70-Deg Vertical

REPORT NUMBER: P385929

CATALOG NUMBER: GWC-SA1C-730-U-T4W

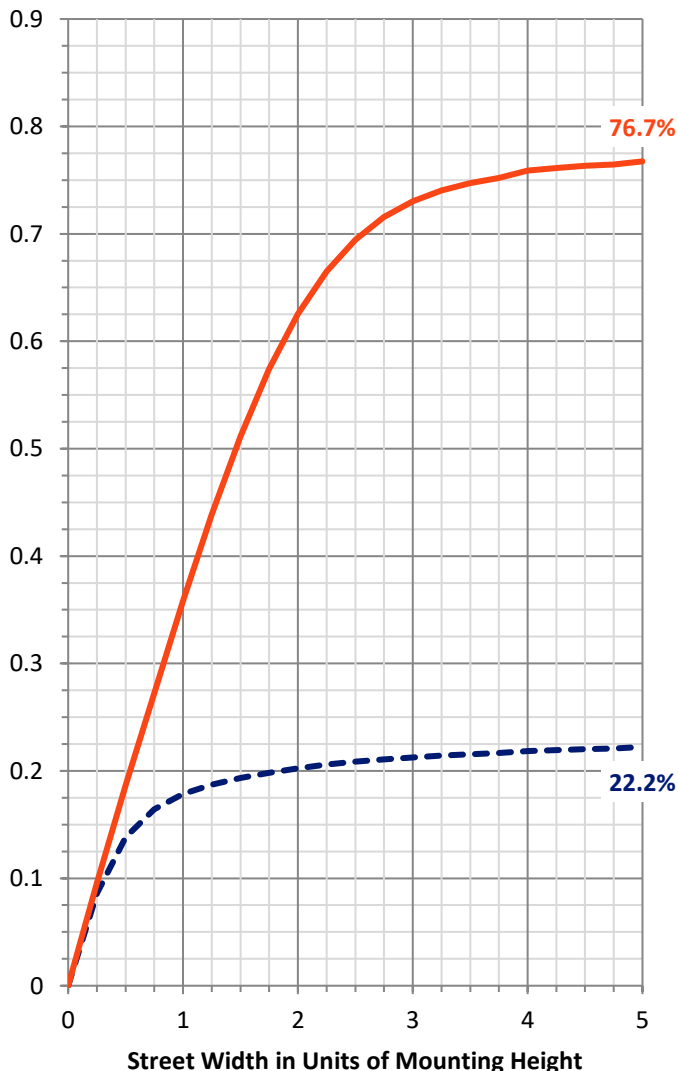
FLUX DISTRIBUTION:

		Downward	Upward	Total
House Side	Lumens	1565.6	0.0	1565.6
	% Fixture	22.9	0.0	22.9
Street Side	Lumens	5265.4	0.0	5265.4
	% Fixture	77.1	0.0	77.1
Total	Lumens	6831.0	0.0	6831.0
	% Fixture	100.0	0.0	100.0

ZONAL LUMENS:

Zone	Lumens	% Fixture
0°-10°	70.9	1.0
10°-20°	236.4	3.5
20°-30°	394.1	5.8
30°-40°	559.3	8.2
40°-50°	822.7	12.0
50°-60°	1393.2	20.4
60°-70°	1977.6	29.0
70°-80°	1201.4	17.6
80°-90°	175.3	2.6
90°-100°	0.0	0.0
100°-110°	0.0	0.0
110°-120°	0.0	0.0
120°-130°	0.0	0.0
130°-140°	0.0	0.0
140°-150°	0.0	0.0
150°-160°	0.0	0.0
160°-170°	0.0	0.0
170°-180°	0.0	0.0
0°-90°	6831.0	100.0
0°-180°	6831.0	100.0

Coefficient of Utilization



REPORT NUMBER: P385929

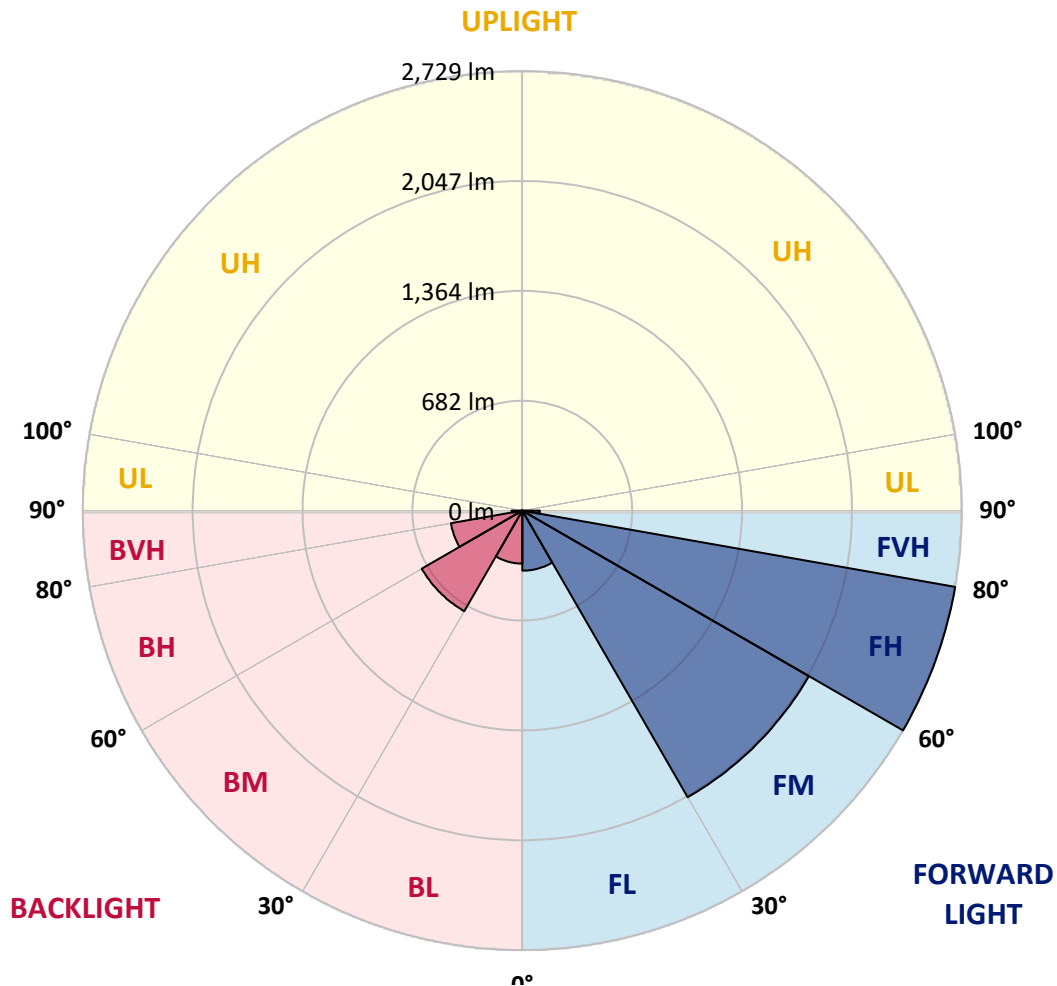
CATALOG NUMBER: GWC-SA1C-730-U-T4W

LUMINAIRE CLASSIFICATION SYSTEM LUMEN TABLE AND BUG RATING:

Zone	Lumens	% Fixture	Zone Rating/Lumen Limit		
			B	U	G
FL (0°-30°)	372.7	5.5			
FM (30°-60°)	2054.5	30.1			
FH (60°-80°)	2728.9	39.9			G2/5000
FVH (80°-90°)	109.2	1.6			G2/225
BL (0°-30°)	328.7	4.8	B1/500		
BM (30°-60°)	720.7	10.6	B1/1000		
BH (60°-80°)	450.1	6.6	B1/500		G1/500
BVH (80°-90°)	66.1	1.0			G1/100
UL (90°-100°)	0.0	0.0		U0/0	
UH (100°-180°)	0.0	0.0		U0/0	

BUG Rating: B1-U0-G2

Type IV Short





REPORT NUMBER: P385929
 CATALOG NUMBER: GWC-SA1C-730-U-T4W

CANDELA DISTRIBUTION (FULL):

	0°	5°	15°	25°	35°	45°	46°	55°	65°	75°	85°
0°	695.9	695.9	695.9	695.9	695.9	695.9	695.9	695.9	695.9	695.9	695.9
2.5°	730.8	731.2	732.2	729.8	723.3	721.4	720.7	713.9	709.5	703.0	697.3
5°	789.2	789.7	788.3	781.7	767.2	756.5	755.6	740.1	726.1	711.1	699.9
7.5°	850.2	850.9	846.5	834.1	813.8	795.1	793.9	772.9	751.6	728.9	712.1
10°	904.2	901.4	894.2	876.9	852.8	829.9	829.0	807.0	782.4	755.1	732.6
12.5°	940.2	937.9	928.6	907.5	881.1	860.1	858.2	837.8	814.0	784.1	757.2
15°	960.1	961.7	949.1	925.3	899.6	881.8	880.2	865.7	844.4	814.2	783.4
17.5°	962.7	964.1	951.9	928.3	907.3	895.1	894.4	884.8	869.4	840.4	808.2
20°	947.7	948.7	938.6	919.2	905.4	901.7	901.4	897.2	885.8	860.1	828.7
22.5°	926.0	926.7	919.4	905.4	900.7	906.6	908.2	906.6	898.4	874.3	844.9
25°	920.6	920.1	912.7	898.4	902.4	914.8	916.9	917.6	912.0	890.9	865.4
27.5°	946.6	944.9	930.7	907.7	910.3	925.3	928.1	934.9	931.4	912.9	888.8
30°	1021.6	1018.8	989.6	943.3	930.7	938.4	941.9	952.6	953.3	937.9	919.9
32.5°	1148.3	1144.8	1092.4	1009.7	965.0	951.7	955.0	971.1	979.7	967.8	948.4
35°	1308.4	1304.5	1235.7	1122.6	1022.5	977.2	979.5	992.4	1009.7	992.8	967.1
37.5°	1475.3	1465.8	1399.6	1255.4	1113.9	1031.6	1031.6	1033.3	1041.5	1006.4	989.1
40°	1641.3	1631.7	1571.9	1411.5	1232.2	1117.4	1112.1	1075.8	1069.3	1039.1	1033.3
42.5°	1795.6	1792.8	1757.5	1588.0	1371.1	1201.8	1194.4	1132.9	1134.3	1115.6	1115.8
45°	1959.7	1959.7	1931.0	1766.2	1532.9	1337.4	1329.9	1239.5	1253.5	1244.8	1265.7
47.5°	2093.7	2097.9	2093.9	1951.8	1721.0	1509.7	1496.2	1387.2	1426.5	1456.2	1516.7
50°	2230.4	2237.0	2237.7	2155.4	1948.5	1714.5	1699.1	1583.4	1671.0	1756.1	1875.1
52.5°	2428.9	2443.6	2385.0	2358.5	2227.2	1957.6	1942.4	1835.6	1981.9	2101.4	2306.4
55°	2612.9	2600.0	2558.2	2574.6	2525.5	2234.4	2223.0	2129.2	2328.4	2483.6	2749.9
57.5°	2712.5	2711.5	2753.6	2823.8	2847.1	2575.7	2566.1	2475.0	2719.0	2835.7	3166.2
60°	2829.4	2831.0	2935.3	3094.5	3190.8	3000.7	2996.5	2927.3	3098.4	3164.4	3492.8
62.5°	2845.7	2875.2	3054.7	3328.7	3512.5	3497.3	3506.6	3334.8	3437.9	3426.7	3736.6
65°	2657.5	2696.3	3021.3	3399.5	3832.3	4040.3	4049.0	3744.6	3705.6	3650.8	3823.8
67.5°	2271.8	2329.3	2682.3	3245.5	3937.7	4441.7	4453.9	4062.3	3927.6	3726.8	3613.9
70°	1653.2	1717.1	2072.4	2771.9	3749.7	4570.0	4583.8	4202.8	3936.1	3510.6	3085.1
72.5°	998.7	1048.7	1341.6	2040.6	3164.8	4336.3	4360.8	4024.7	3593.6	2973.6	2278.1
75°	438.6	471.3	648.7	1175.9	2265.7	3587.7	3618.4	3444.9	2919.8	2161.0	1346.5
77.5°	186.8	196.1	266.0	510.8	1280.8	2451.6	2493.7	2517.0	1981.0	1175.9	569.0
80°	116.4	120.2	150.6	231.2	599.4	1376.9	1422.3	1481.0	983.7	432.2	198.7
82.5°	70.8	75.0	100.1	139.8	312.1	624.2	645.9	687.3	381.8	186.8	102.9
85°	42.5	45.6	61.2	88.4	177.7	245.5	245.2	271.2	179.8	120.2	54.2
87.5°	20.3	22.7	32.7	45.8	89.5	92.1	86.3	97.7	109.2	78.8	27.4
90°	0.0	0.0	0.0	0.0	0.0	0.0	0.0	0.0	0.0	0.0	0.0



REPORT NUMBER: P385929
 CATALOG NUMBER: GWC-SA1C-730-U-T4W

CANDELA DISTRIBUTION (continued):

	90°	95°	105°	115°	125°	135°	145°	155°	165°	175°	180°
0°	695.9	695.9	695.9	695.9	695.9	695.9	695.9	695.9	695.9	695.9	695.9
2.5°	695.5	694.5	691.5	689.2	688.7	687.3	686.1	686.8	687.8	688.0	688.0
5°	695.2	692.7	688.7	687.1	689.2	692.0	695.5	700.2	703.0	705.1	706.5
7.5°	706.5	701.6	697.1	696.2	700.4	707.9	715.8	725.6	732.4	737.1	738.0
10°	725.2	719.1	714.6	715.6	723.1	733.8	745.0	757.7	767.9	774.3	774.7
12.5°	746.7	740.8	736.6	740.6	753.0	766.1	777.8	788.8	798.1	804.4	804.4
15°	771.5	767.2	762.3	771.5	788.3	800.0	804.9	810.3	815.4	820.1	819.1
17.5°	795.3	791.3	788.8	799.5	817.0	822.4	819.1	815.2	815.2	817.7	818.2
20°	815.9	812.4	814.0	824.5	833.6	828.0	815.9	803.2	798.1	799.5	800.9
22.5°	833.9	832.2	837.1	842.1	835.5	815.9	793.4	776.4	770.1	769.6	770.1
25°	854.9	854.7	860.8	851.9	822.9	786.6	756.5	739.9	736.4	739.2	743.9
27.5°	881.1	883.7	886.7	854.2	797.2	742.5	711.8	700.4	703.9	710.7	715.1
30°	914.5	921.5	915.0	848.4	760.2	692.0	662.7	659.5	669.1	678.6	683.3
32.5°	947.0	958.0	942.1	833.2	712.5	638.4	615.8	614.8	626.5	635.9	642.4
35°	973.2	994.9	962.4	803.0	657.4	589.1	572.5	566.2	570.4	581.4	588.9
37.5°	1007.3	1043.6	976.5	757.0	597.5	548.4	529.0	514.5	510.8	515.2	519.0
40°	1069.7	1117.7	983.0	692.7	539.1	507.8	488.1	466.8	452.1	441.4	441.6
42.5°	1171.7	1214.2	978.8	614.6	485.1	468.0	445.8	421.3	397.4	373.1	371.2
45°	1337.2	1357.8	966.2	531.8	437.6	426.4	405.6	381.1	349.3	321.7	319.1
47.5°	1602.1	1556.5	946.6	459.6	395.8	391.1	371.9	343.6	310.0	287.8	285.9
50°	1963.2	1843.3	937.0	402.1	358.8	360.2	344.6	314.7	282.9	266.5	264.6
52.5°	2395.2	2177.4	955.4	357.7	329.2	334.1	322.4	294.3	267.7	254.8	252.9
55°	2843.4	2523.4	975.3	325.4	301.1	310.7	306.7	283.6	259.5	247.6	245.9
57.5°	3227.0	2781.7	935.6	299.2	276.1	291.0	294.6	276.8	255.3	244.5	242.7
60°	3468.5	2885.7	831.3	274.7	256.2	275.4	287.5	274.9	256.9	256.0	254.6
62.5°	3583.1	2876.6	674.9	255.3	243.8	268.6	292.7	285.4	275.6	284.0	284.7
65°	3531.6	2739.1	502.6	242.4	234.9	271.2	308.1	305.3	281.0	289.4	290.6
67.5°	3193.1	2411.1	372.2	231.2	225.1	278.4	336.2	311.9	270.5	276.6	272.8
70°	2580.9	1911.6	287.1	218.6	215.1	277.5	348.8	307.9	259.0	260.4	250.4
72.5°	1779.7	1303.5	233.5	206.9	200.6	252.9	339.9	298.1	249.4	238.7	225.4
75°	967.8	699.7	198.5	194.7	175.1	222.1	323.5	291.0	240.8	226.5	219.0
77.5°	380.8	290.3	172.3	178.1	153.1	196.1	305.3	277.7	228.9	210.2	206.4
80°	155.5	148.2	142.8	154.1	131.6	171.6	283.3	262.1	214.6	195.0	187.5
82.5°	88.1	92.1	111.0	121.6	106.8	158.0	272.8	249.4	197.5	174.6	165.7
85°	45.1	54.0	77.4	87.2	78.5	134.4	251.3	218.3	158.5	133.7	134.4
87.5°	21.7	30.2	48.9	54.7	51.0	97.2	187.7	158.3	123.4	97.7	94.7
90°	0.0	0.0	0.0	0.0	0.0	0.0	0.0	0.0	0.0	0.0	0.0

Signify Classified - Internal
Cooper Lighting Solutions Photometric Lab
1121 Highway 74 South
Peachtree City, GA 30269

Scaled Data Report



Report Generated By 670245982

Signify Classified - Internal
Cooper Lighting Solutions Photometric Lab
1121 Highway 74 South
Peachtree City, GA 30269

Scaled Data Report



Signify Classified - Internal
Cooper Lighting Solutions Photometric Lab
1121 Highway 74 South
Peachtree City, GA 30269

Scaled Data Report



Signify Classified - Internal
Cooper Lighting Solutions Photometric Lab
1121 Highway 74 South
Peachtree City, GA 30269

Scaled Data Report



Signify Classified - Internal
Cooper Lighting Solutions Photometric Lab
1121 Highway 74 South
Peachtree City, GA 30269

Scaled Data Report



--- HS — SS

Signify Classified - Internal
Cooper Lighting Solutions Photometric Lab
1121 Highway 74 South
Peachtree City, GA 30269

Scaled Data Report



u

Signify Classified - Internal
Cooper Lighting Solutions Photometric Lab
1121 Highway 74 South
Peachtree City, GA 30269

Scaled Data Report



Signify Classified - Internal
Cooper Lighting Solutions Photometric Lab
1121 Highway 74 South
Peachtree City, GA 30269

Scaled Data Report



(END OF REPORT)